

Studying in the United States



U.S. CONSULATE GENERAL, HO CHI MINH CITY, VIETNAM

5 Steps to Study in the U.S.

Research schools

Finances

Apply to schools

Apply for a student visa

Pre-departure orientation



Find Your Best Fit

Self-
Assessment

What's
Important
to YOU?

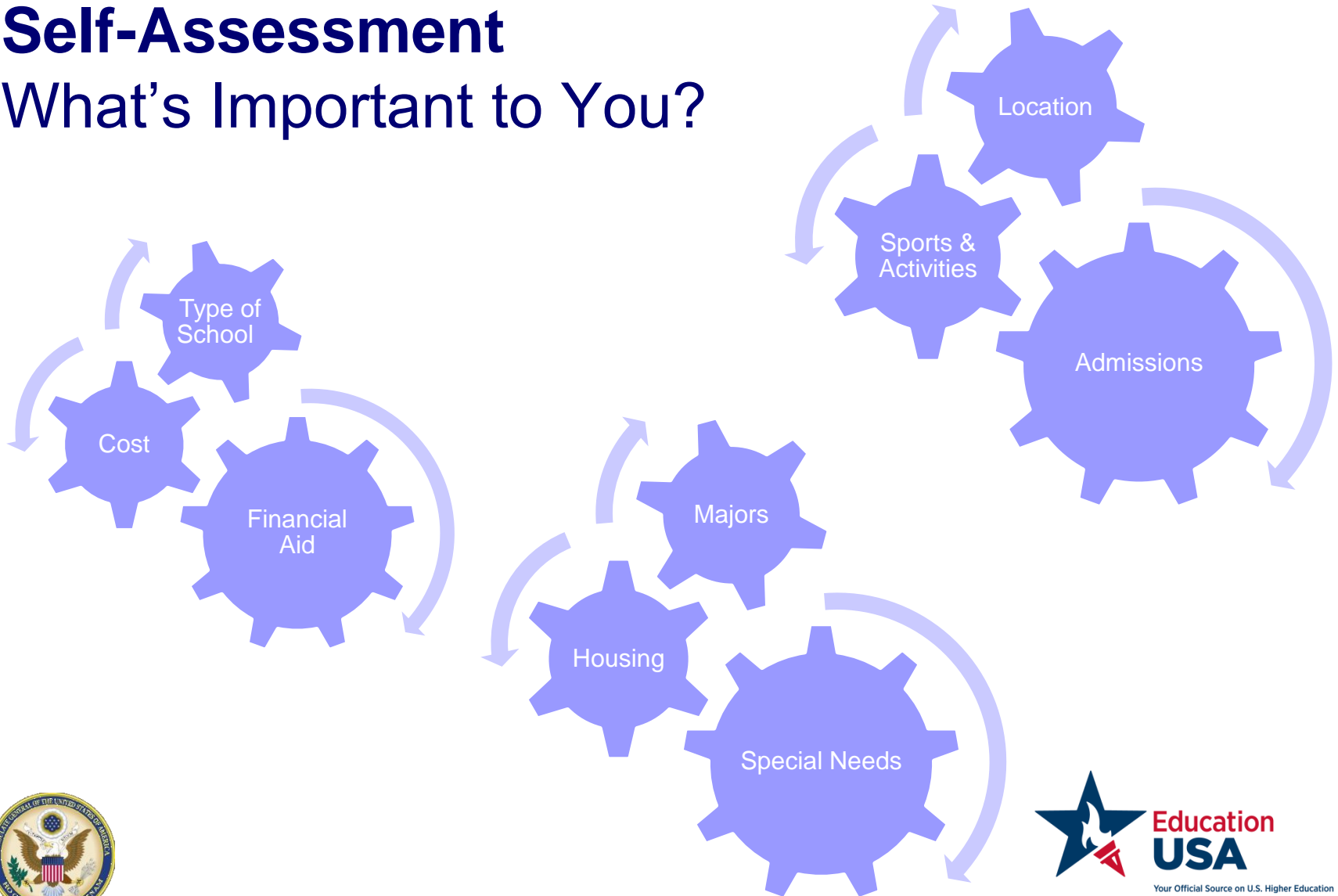
Criteria-
Based
Selection

Narrow
Your
Choices



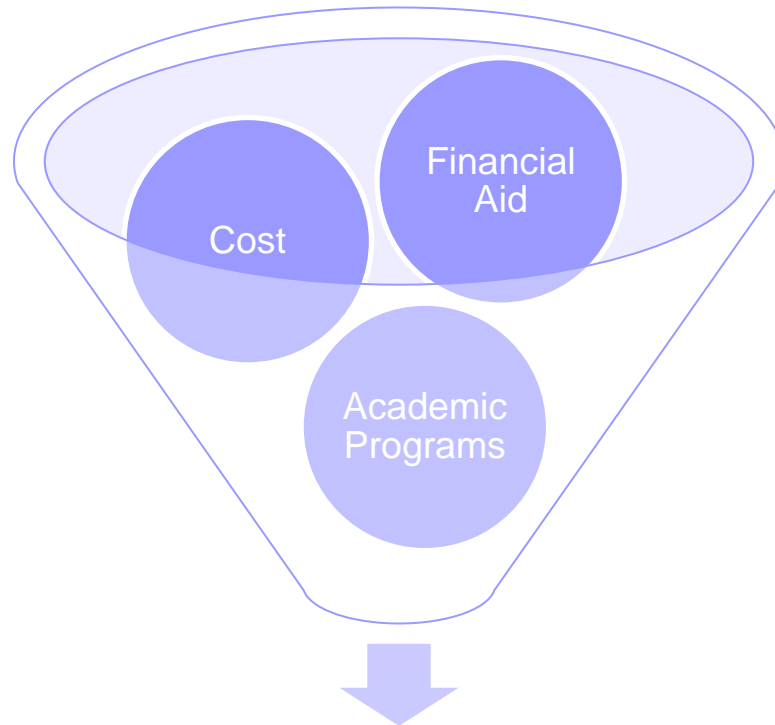
Self-Assessment

What's Important to You?



Criteria-Based Selection

Narrow your Choices



Make a list of your top 5 schools!



Scholarships and Financial Aid

Colleges and Universities

- Various requirements
- Different scholarship/financial aid amounts

Government

- Fulbright Program

Work Study

- On campus
- Part-time internship

Organizations & Foundations

- East-West Center
- Japan IMF

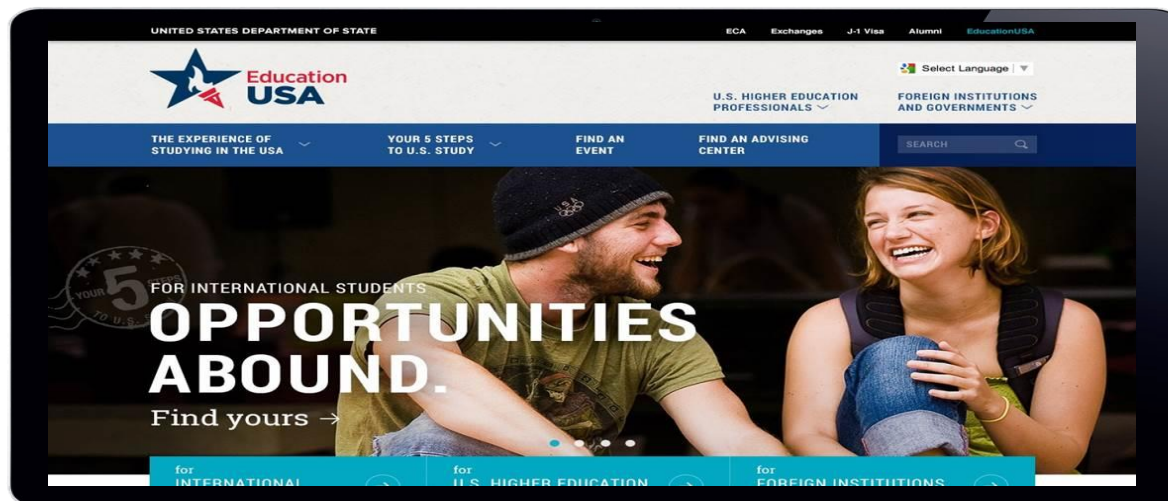


Where to Start?

Visit: www.educationusa.state.gov

Contact us: HCMCEDUSA@state.gov and (08) 3520 4685

Follow us: www.facebook.com/achochiminh.usconsulate



U.S. CONSULATE GENERAL, HO CHI MINH CITY, VIETNAM

Applying for a Student Visa



U.S. CONSULATE GENERAL, HO CHI MINH CITY, VIETNAM

4 Tips for Applying for a Student Visa

Applying for a visa is not a lottery. You have to be a qualified student!



Always tell the truth. Always!



Documents are not essential.



Do your research, and tell us about it!



Save Your Money. Our Information is **FREE!!**

Do not pay anyone for coaching or fake documents.



Do not believe anyone who says you should pay.



Before Applying for a Visa: Remember to do your research!



Have questions about doing your research? EducationUSA is here to help!

Visit: www.educationusa.state.gov

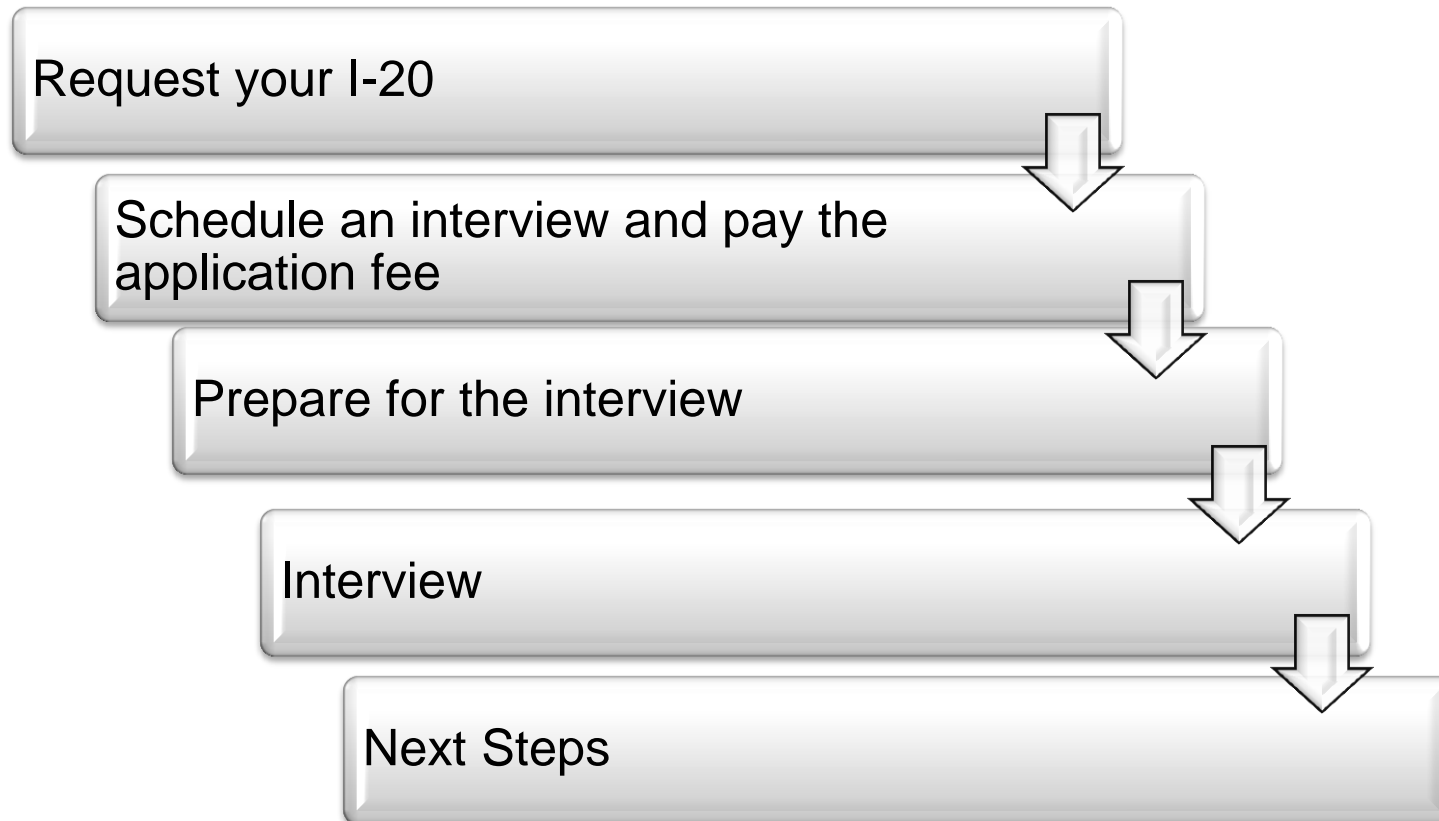
Contact us: HCMCEDUSA@state.gov and (08) 3520 4685

Follow us: www.facebook.com/achochiminh.usconsulate



U.S. CONSULATE GENERAL, HO CHI MINH CITY, VIETNAM

How to Apply for a Student Visa



Once you apply to a school and are accepted, remember to request this form: The I-20.

You will need this form to interview for a student visa.



U.S. Department of Justice
Immigration and Naturalization Service

Certificate of Eligibility for Nonimmigrant (F-1) Student
Status - For Academic and Language Students (OMB NO. 1653-0038)

Page 1

Please read Instructions on Page 2
This page must be completed and signed in the U.S. by a designated school official.

1. Family Name (surname):
Bugz

First (given) Name: Mr. Bunny Middle Name: TEST

Country of birth: NEW ZEALAND Date of birth (m/day/year): 04/01/1981

Country of citizenship: NEW ZEALAND Admission number:

2. School (School district) name:
Test - University of Pennsylvania
Test - University of Pennsylvania

School Official to be notified of student's arrival in U.S. (Name and Title):
Zhang Li
Associate Director

School address (include zip code):
3701 Chestnut Street
Suite 1W
Philadelphia, PA 19104-3129

School code (including 3-digit suffix, if any) and approval date:
PHI214- approved on 05/13/2010

3. This certificate is issued to the student named above for:
Continued attendance at this school.
Reprint reason: TRAVEL

4. Level of education the student is pursuing or will pursue in the United States:
BACHELOR'S

5. The student named above has been accepted for a full course of study at this school, starting in Accounting. The student is expected to report to the school no later than 09/07/2011, and complete studies not later than 12/24/2011. The normal length of study is 45 months.

6. English Proficiency:
This school requires English proficiency. The student has the required English proficiency.

7. School estimates the student's average cost for an academic term to be:
9 months (up to 12) months to be:

a. Tuition and fees	\$ 42,098.00
b. Living expenses	\$ 15,262.00
c. Expenses of dependents (1)	\$ 0.00
d. Other (specify):	\$ 0.00
Total	\$ 57,360.00

8. This school has information showing the following as the student's means:
I, estimated for an academic term of 9 months (Use same number of months given in item 7):

a. Student personal funds	\$7,360.00
b. Funds from this school	0.00
Specify:	
Funds from another source	0.00
Specify:	
d. Other payment	0.00
Total	\$7,360.00

9. Remarks:

10. School Certification: I certify under penalty of perjury that all information provided above in items 1 through 9 was completed before I signed this form and is true and correct; I executed this form in the United States after review and evaluation in the United States by me or other officials of the school of the student's application, transcripts, or other records of courses taken and proof of financial responsibility, which were received at the school prior to the execution of this form; the school has determined that the above named student's qualifications meet all standards for admission to the school; the student will be required to pursue a full course of study as defined by 8 CFR 214.2(f)(6); I am a designated official of the above named school and am authorized to issue this form.

Zhang Li Associate Director 01/18/2013 Philadelphia, PA
Name of School Official Signature of Designated School Official Title Date Issued Place Issued (city and state)

11. Student Certification: I have read and agreed to comply with the terms and conditions of my admission and those of any extension of stay as specified on page 2. I certify that all information provided on this form refers specifically to me and is true and correct to the best of my knowledge. I certify that I seek to enter or remain in the United States temporarily, and solely for the purpose of pursuing a full course of study at the school named on page 1 of this form. I also authorize the named school to release any information from my records which is needed by the INS pursuant to 8 CFR 214.3(g) to determine my nonimmigrant status.

Name of Student _____ Signature of Student _____ Date _____

Name of parent or guardian _____ Signature of parent or guardian _____ Address (city) _____ (State or Province) _____ (Country) _____ (Date) _____
(Student under 18)

The I-20 Form

How do I schedule an interview?

- Schedule an interview at the U.S. Embassy or Consulate, following the instructions on our website:
www.ustraveldocs.com/vn
- And remember that you can apply for your visa up to **120 days** before your start date.



What information can I find on www.ustraveldocs.com/vn?

- Information on applying for a visa, the visa application fee, scheduling an appointment, and having your visa delivered.
- Your visa application fee includes:
 - An appointment for a visa interview
 - Access to a Call Center for visa inquiries or assistance.
 - Passport delivery for approved visas



How to Prepare for the Interview

- ☑ Follow the instructions on www.ustraveldocs.com:
 - Complete the **DS-160**
 - Pay your \$160 **application fee**
 - Make an **appointment**

- ☑ Obtain your original **I-20** from the school.

- ☑ Optional: Prepare your **transcripts (hoc ba, bang diem)** and any other relevant documents.

- ☑ Register with **SEVIS** and **pay the SEVIS fee. Remember to bring the receipt to the interview.**



The Interview Process

1. Show up on time.
2. Go through security and check in your electronics.
3. Line up to have your documents checked. If you don't have the required documents, you may not be able to interview on that day.
4. Capture fingerprints.
5. Stand in line and wait to be called to an interview window.
6. Interview!

*The whole process usually takes
only 45 minutes!*



The Interview

- Show that you are a qualified student:
 - You have sufficient finances to pay for your studies.
 - You intend to complete your course of study.
 - You intend to leave the United States when your studies are complete.



How can I show that I am qualified for a visa?

- Be prepared to discuss your **educational background** and your plans for the future.
- Be prepared to discuss your parents' **financial situation** and how they will pay for your studies. If you have a **scholarship**, mention it and make sure it's on your **I-20!**
- Speak English if you can, but please **do not memorize** a speech. Memorized speeches sound the same, and you want to stand out. Don't forget to **listen** carefully to the officer's questions and answer the questions you are asked.



The Final Decision

Our goal is to issue a visa to every qualified student visa applicant.

Remember that to qualify, the law requires students to demonstrate:

- Intention and ability to be a successful, full-time student.
- Ability to pay for studies and living expenses.
- Sufficient English according to the I-20.



Next Steps

- **What happens if my visa is approved?**
 - Wait for us to mail your passport to you in 2-3 business days. Don't forget to take your I-20 with you when you travel to the States!

- **What happens if my visa is refused?**
 - You can **reapply**
 - If possible, you can interview with a new consular officer.
 - You must schedule a new appointment and pay the fee again.
 - You must tell us what's **new**. Don't expect a different decision without new information about your qualifications for the visa.



Myth #1: Visa Quotas

- There is no limit to the number of student visas we issue – the more, the better!
- If you are a serious student, we want you to study in the United States!



Myth #2: Documents = Visa

- Documents can be helpful, but the **interview** is the key step in the entire visa process.



Myth #3: Relatives in the U.S.

- Having relatives in the U.S. does not automatically qualify or disqualify you from getting a visa – even if they help finance your education! You just have to be honest.



Myth #4: There are “right” answers

- There is **no** one right answer.
- The most important thing is to be honest in describing your personal circumstances.



Recap: The Top Five Things You Should Remember!

- There are no student visa quotas, but applying for a visa is not a lottery. You have to be a qualified student!
- Come to us for information. It's free!
- Always tell the truth. Always!
- Documents are important, but not essential.
- Do your research, and tell us about it!



Helpful Resources

- www.travel.state.gov
- www.ustraveldocs.com/vn
- www.ice.gov/sevis
- www.educationusa.state.gov



Questions?



U.S. CONSULATE GENERAL, HO CHI MINH CITY, VIETNAM